Test Report

Applicant	:	MASSPHOTON LIMITED
Address	:	Unit 542, 5f, Building 5W, Phase One, Hong Kong Science Park, New Teritories, Hong Kong
Manufacturer	:	XUZHOU LIYU ADVANCED TECHNOLOGY CO., LTD
Address	:	lst floor, No l,Electroni Infonmation Building, No. 5 Jinge: Road, Xuzhou High techIndustrialDevelopcent Zone Xuzhou, Jiangsu 221100.China
Trade Mark	:	/

The following sample(s) was /were submitted and identified on behalf of the clients as：

Sample Name	:	Water sterilization module
Main test model	:	LY-UVC-1.5L
Additional model	:	LY-UVC-01,LY-UVC-02,LY-UVC-03,LY-UVC-04,LY-UVC-05,LY-UVC-06,LY-UVC-07,LY-UVC-08
Sample Received Date	:	Sept.20,2024
Testing Period	:	Sept.20,2024 To Sept.27,2024
Test Requested	:	Selected test (s) in the selected parts as requested by client with the RoHS 2.0 Directive 2011/65/EU Annex II (EU) 2015/863 as last amended by Directive (EU) 2017/2102.
Test Method	:	Please refer to next page(s).
Test Result	:	Please refer to next page(s).

Signed for and on behalf of

Chen liang / Approved Signatory

sb1Vdb EtzvJ6

Test Report

Report No: CTICAR5542407550927354HR Date: Sept.27,2024

Test Content:

Test Item(s)	Test Method	Reference	Unit	Limit	MDL
Cadmium(Cd)	IEC 62321-5:2013	ICP-OES	mg/kg	100	3
Lead(Pb)	IEC 62321-5:2013	ICP-OES	mg/kg	1000	3
Mercury(Hg)	IEC 62321-4:2017	ICP-OES	mg/kg	1000	3
Hexavalent Chromium(CrVI) (Metal)	IEC 62321-7-1:2015	UV-Vis	$\mu g/cm^2$	0.13	0.1
Hexavalent Chromium(CrVI) (Nonmetal)	IEC 62321-7-2:2017	UV-Vis	mg/kg	1000	8
PBBs (Next form)	IEC 62321-6:2015	GC-MS	mg/kg	1000	5
PBDEs (Next form)	IEC 62321-6:2015	GC-MS	mg/kg	1000	5
Dibutyl Phthalate(DBP)	IEC 62321-8:2017	GC-MS	mg/kg	1000	30
Butyl benzyl phthalate (BBP)	IEC 62321-8:2017	GC-MS	mg/kg	1000	30
Di-(2-ethylhexyl) Phthalate(DEHP)	IEC 62321-8:2017	GC-MS	mg/kg	1000	30
Diisobutyl phthalate (DIBP)	IEC 62321-8:2017	GC-MS	mg/kg	1000	30

PBBs		PBDEs	
Monobromobiphenyl	Hexabromobiphenyl	Monobromodiphenyl ether	Hexabromodiphenyl ether
Dibromobiphenyl	Heptabromobiphenyl	Dibromodiphenyl ether	Heptabromodiphenyl ether
Tribromobiphenyl	Octabromobiphenyl	Tribromodiphenyl ether	Octabromodiphenyl ether
Tetrabromobiphenyl	Nonabromobiphenyl	Tetrabromodiphenyl ether	Nonabromodiphenyl ether
Pentabromobiphenyl	Decabromobiphenyl	Pentabromodiphenyl ether	Decabromodiphenyl ether

Test Report

Report No: CTICAR5542407550927354HR Date: Sept.27,2024

Sample Description:

No.	Description	Name
1.	Plastic	Water sterilization module
2.	metal	Water sterilization module

Test Result

Test Item(s)	No.1	No.2	No.3	No.4	No.5	No.6
Cadmium(Cd)	N.D.	N.D.	--	--	--	--
Lead (Pb)	N.D.	N.D.	--	--	--	--
Mercury(Hg)	N.D.	N.D.	--	--	--	--
Hexavalent Chromium (CrVI)	N.D.	N.D.	--	--	--	--
PBBs	N.D.	--	--	--	--	--
PBDEs	N.D.	--	--	--	--	--
DibutylPhthalate (DBP)	N.D.	--	--	--	--	--
Butyl benzyl phthalate (BBP)	N.D.	--	--	--	--	--
Di- (2-ethylhexyl) Phthalate(DEHP)	N.D.	--	--	--	--	--
Diisobutyl phthalate (DIBP)	N.D.	--	--	--	--	--

Note:

1. mg/kg= ppm
2. N.D.= Not Detected(<MDL)
3. MDL = Method Detection Limit
4. -- = No Testing
5. when Cr(VI) in a sample is detected below the 0.10 μg/cm^2 LOQ (limit of quantification), the sample is considered to be negative for Cr(VI). Since Cr(VI) Dec not be uniformly distributed in the coating even within the same sample batch, a "grey zone" between 0.10 μg/cm^2 and 0.13 μg/cm^2 has been established as "inconclusive" to reduce inconsistent results due to unavoidable coating variations. In this case, additional testing Dec be necessary to

confirm the presence of Cr(VI). When Cr(VI) is detected above 0.13 μg/cm^2, the sample is considered to be positive for the presence of Cr(VI) in the coating layer. unavoidable coating variations Dec influence the determination Information on storage conditions and production date of the tested sample is unavailable and thus Cr(VI) results represent status of the sample at the time of testing.

Test Process:

1. Test for Cd/Pb Content

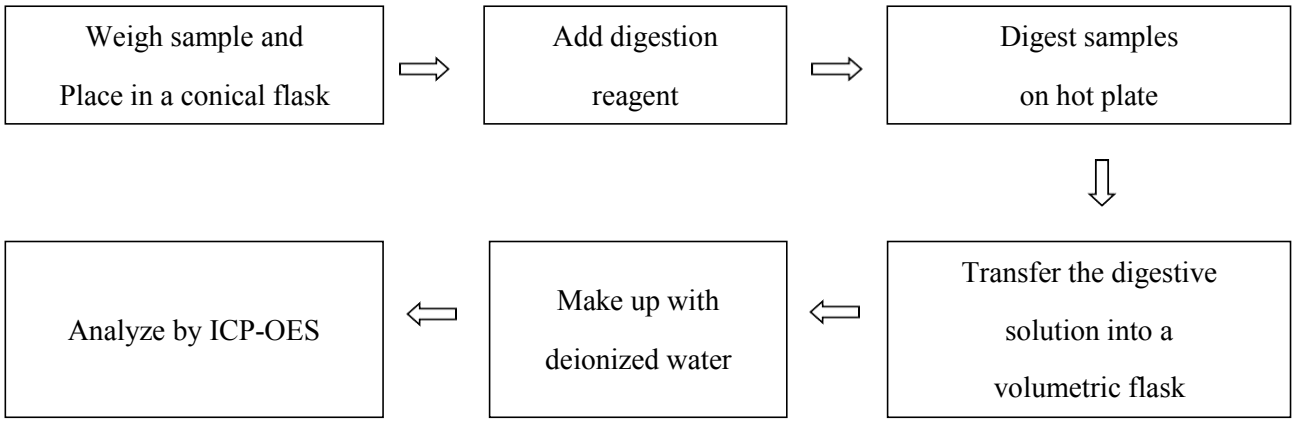

2. Test for Hg Content

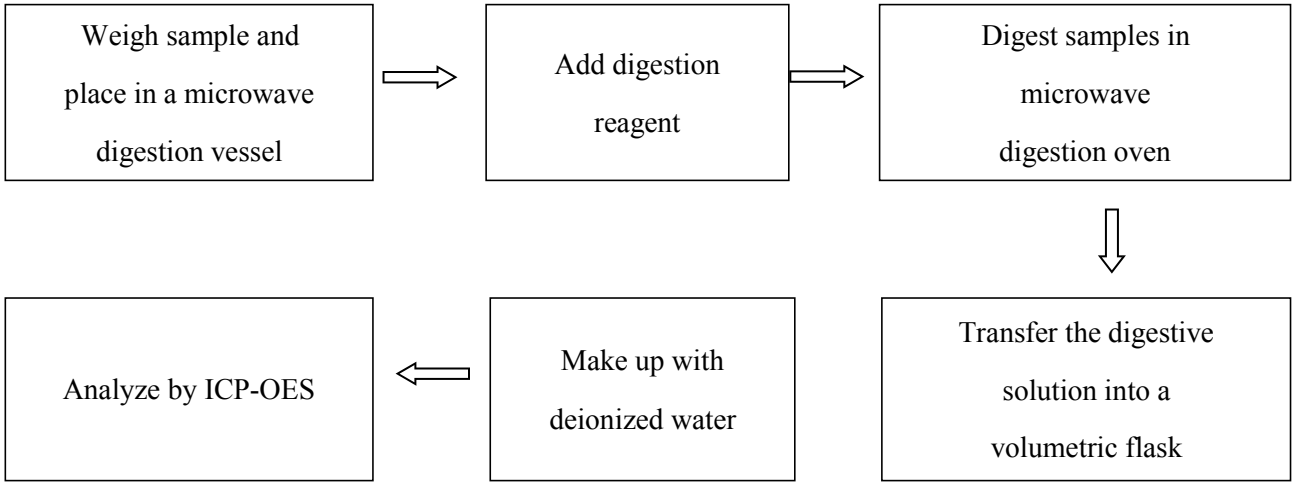

3. Test for Chromium (VI) Content

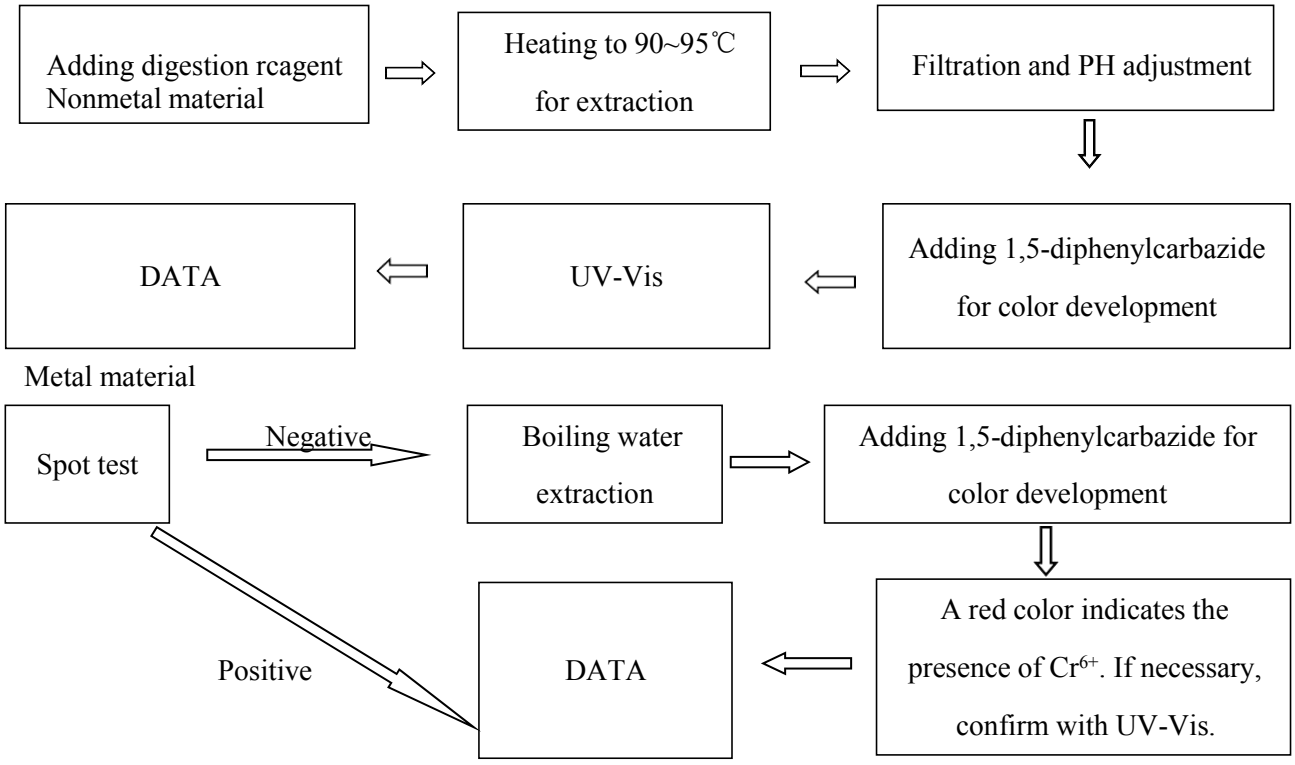

4. Test for DBP, BBP, DEHP, DIBP, PBB, PBDE Content

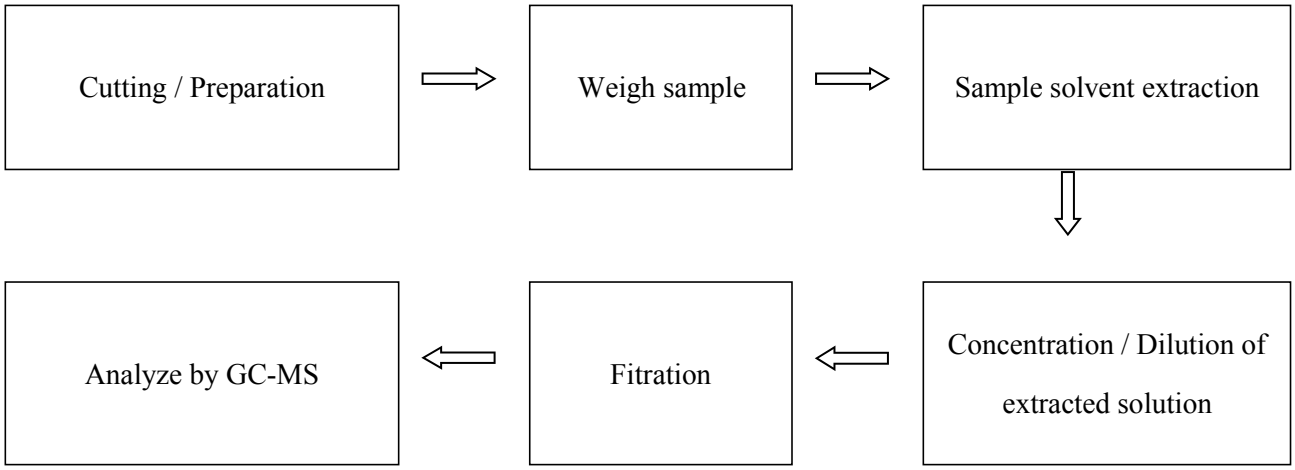

Attachment II: Photodocument

Photo 1 General Appearance of the EUT



*****End of Report*****